

# Weldfit push-in fittings

1/4" to 1/2", and 6 mm – 12 mm Tube Sizes

1/8 to 1/2 NPT and ISO G Thread Options



**Provides system protection from weld spatter when combined with Weldtube.**

**Easy tube insertion for rapid assembly of pneumatic & water circuits.**

**Silicone free 'O'-rings.**

**Very compact.**

**Nickel plated.**

**Tube support provides high pull out loads.**

**Easy to disassemble, enables quick re-tubing of system.**

**Counterbored collet head gives complete protection to inner tube even if side loads are applied.**

## Technical data

Medium:

Compressed air, water

Operating pressure:

Vacuum to 260 psi (18 bar) except banjo flow regulators which are 10 bar max.

Working temperature:

-20°F to 160°F (-30°C to +70°C)

## Materials

Body & collet: nickel plated brass

'O'-ring: silicone free

Sealing washer (for parallel threads): nitrile 'O'-ring

Imperial range also available

## Tube sizes

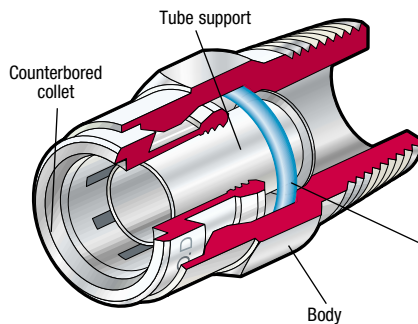
6, 8, 10, 12 mm O/D

Warning: The push-in tube fittings in this section must not be used in vehicle air braking and ancillary systems.

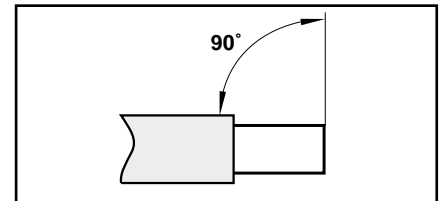
For push-in fittings suitable for these applications please consult our Technical Service for details.

## Tube types

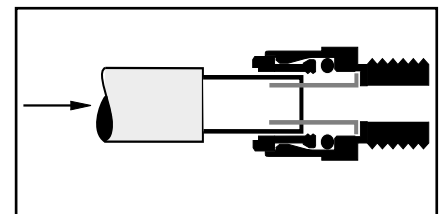
To be used in conjunction with WeldTube. See page 547



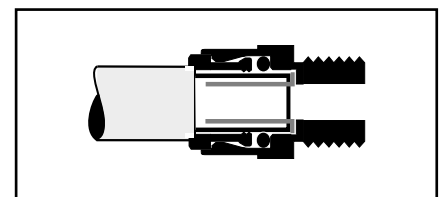
## Method of assembly



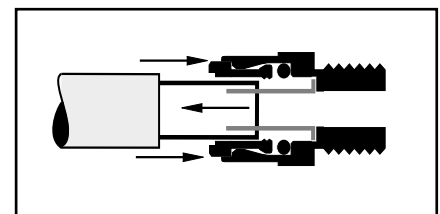
1. Ensure that the end of the tube is cut square and is free from burrs. Correct length of inner tube must be exposed. See WeldTube section for details of tube preparation.



2. Push the tube through the collet into the fitting.



3. Continue pushing the tube through the 'O' ring until it bottoms on the tube stop. Then pull back on the tube to reinforce the collet teeth gripping action.



4. To disconnect - First ensure there is no air present. Push the tube into the fitting until it bottoms on the tube stop. Then hold down the collet and withdraw the tube.

# Weldfit push-in fittings

1/4" to 1/2", and 6 mm – 12 mm Tube Sizes

1/8 to 1/2 NPT and ISO G Thread Options



Union

O/D Tube	Part Number
1/4"	33 020 0400
3/8"	33 020 0600
1/2"	33 020 0700



Bulkhead Union

O/D Tube	Metric Thread	Part Number
1/4"	M15 x 1.0	33 029 0400
3/8"	M20 x 1.5	33 029 0600
1/2"	M24 x 1.5	33 029 0700



Union Elbow

O/D Tube	Part Number
1/4"	33 040 0400
3/8"	33 040 0600
1/2"	33 040 0700



Union Tee

(O/D tube to O/D tube)

O/D Tube	Part Number
1/4"	33 060 0400
3/8"	33 060 0600
1/2"	33 060 0700

Male Connector



O/D Tube	NPT Thread	Part Number
1/4"	1/8	33 425 0418
1/4"	1/4	33 425 0428
1/4"	3/8	33 425 0438
3/8"	1/4	33 425 0628
3/8"	3/8	33 425 0638
3/8"	1/2	33 425 0648
1/2"	1/4	33 425 0728
1/2"	3/8	33 425 0738
1/2"	1/2	33 425 0748



Swivel Male Elbow

O/D Tube	NPT Thread	Part Number
1/4"	1/8	33 447 0418
1/4"	1/4	33 447 0428
1/4"	3/8	33 447 0438
3/8"	1/4	33 447 0628
3/8"	3/8	33 447 0638
3/8"	1/2	33 447 0648
1/2"	3/8	33 447 0738
1/2"	1/2	33 447 0748

CAUTION: Swivel adapters are not suitable for use in continuously rotating or gyrating applications.

Swivel 45° Male Elbow



O/D Tube	NPT Thread	Part Number
1/4"	1/8	33 457 0418
1/4"	1/4	33 457 0428
3/8"	1/4	33 457 0628
3/8"	3/8	33 457 0638
1/2"	1/2	33 457 0748

CAUTION: Swivel adapters are not suitable for use in continuously rotating or gyrating applications.



Swivel Male Branch Tee

O/D Tube	NPT Thread	Part Number
1/4"	1/8	33 467 0418
1/4"	1/4	33 467 0428
1/4"	3/8	33 467 0438
3/8"	1/4	33 467 0628
3/8"	3/8	33 467 0638
3/8"	1/2	33 467 0648
1/2"	1/4	33 467 0728
1/2"	3/8	33 467 0738
1/2"	1/2	33 467 0748

CAUTION: Swivel adapters are not suitable for use in continuously rotating or gyrating applications.

# Weldfit push-in fittings

1/4" to 1/2", and 6 mm – 12 mm Tube Sizes

1/8 to 1/2 NPT and ISO G Thread Options



Right Angle (Banjo) Flow Control (Meter Out)

O/D Tube	NPT Thread	Part Number
1/4"	1/8	33 VB0 0418
1/4"	1/4	33 VB0 0428
3/8"	1/4	33 VB0 0628
3/8"	3/8	33 VB0 0638
1/2"	1/2	33 VB0 0748



Swivel Male Run Tee

O/D Tube	NPT Thread	Part Number
1/4"	1/8	33 468 0418
1/4"	1/4	33 468 0428
1/4"	3/8	33 468 0438
3/8"	1/4	33 468 0628
3/8"	3/8	33 468 0638
3/8"	1/2	33 468 0648
1/2"	1/4	33 468 0728
1/2"	3/8	33 468 0738
1/2"	1/2	33 468 0748



Union

O/D Tube	Part Number
6	21 020 0600
8	21 020 0800
10	21 020 1000
12	21 020 1200



Union Elbow

O/D Tube	Part Number
6	21 040 0600
8	21 040 0800
10	21 040 1000
12	21 040 1200



Union Tee

O/D Tube	Part Number
6	21 060 0600
8	21 060 0800
10	21 060 1000
12	21 060 1200



Male Connector

O/D Tube	ISO G Thread	Part Number
6	1/8	21 225 0618
6	1/4	21 225 0628
8	1/8	21 225 0818
8	1/4	21 225 0828
8	3/8	21 225 0838
8	1/2	21 225 0848
10	1/4	21 225 1028
10	3/8	21 225 1038
10	1/2	21 225 1048
12	3/8	21 225 1238
12	1/2	21 225 1248



Swivel Elbow Adaptors

O/D Tube	ISO G Thread	Part Number
6	1/8	21 247 0618
6	1/4	21 247 0628
8	1/8	21 247 0818
8	1/4	21 247 0828
8	3/8	21 247 0838
8	1/2	21 247 0848
10	1/8	21 247 1018
10	1/4	21 247 1028
10	3/8	21 247 1038
10	1/2	21 247 1048
12	1/4	21 247 1228
12	3/8	21 247 1238
12	1/2	21 247 1248

CAUTION: Swivel adaptors are not suitable for use in continuously rotating or gyrating applications.



Banjo Elbow Assembly

O/D Tube	ISO G Thread	Part Number
6	1/8	21 A51 0618
6	1/4	21 A51 0628
8	1/4	21 A51 0828
8	3/8	21 A51 0838
10	3/8	21 A51 1038
12	3/8	21 A51 1238
10	1/2	21 A51 1048
12	1/2	21 A51 1248

## Weldfit push-in fittings

1/4" to 1/2", and 6 mm – 12 mm Tube Sizes

1/8 to 1/2 NPT and ISO G Thread Options



Swivel 45° Male Elbow Adaptor

O/D Tube	ISO G Thread	Part Number
6	1/8	21 257 0618
6	1/4	21 257 0628
8	1/8	21 257 0818
8	1/4	21 257 0828
10	1/8	21 257 1018

CAUTION: Swivel adaptors are not suitable for use in continuously rotating or gyrating applications.



Right Angle (Banjo) Flow Control (Meter Out)

O/D Tube	ISO G Thread	Part Number
6	1/8	21 K51 0618
6	1/4	21 K51 0628
8	1/4	21 K51 0828
8	3/8	21 K51 0838
10	3/8	21 K51 1038
12	1/2	21 K51 1248



Banjo Bolt – Non Regulating (Single Stacking)

ISO G or Metric Thread	Part Number
M5 x 0.8	20 A00 0005
1/8	20 A00 0018
1/4	20 A00 0028
3/8	20 A00 0038
1/2	20 A00 0048



Banjo Bolt – Flow Control (Single Stacking)

Meter In

ISO G or Metric Thread	Part Number
M5x0.8	20 K00 0005
1/8	20 K00 0018
1/4	20 K00 0028
3/8	20 K00 0038
1/2	20 K00 0048

Meter Out

ISO G or Metric Thread	Part Number
M5x0.8	20 L00 0005
1/8	20 L00 0018
1/4	20 L00 0028
3/8	20 L00 0038

Bi-Directional

ISO G or Metric Thread	Part Number
M5x0.8	20 M00 0005
1/8	20 M00 0018
1/4	20 M00 0028
3/8	20 M00 0038
1/2	20 M00 0048

Elbow Banjo Body



O/D Tube	ISO G or Metric Thread	Part Number
6	M5	21 051 0605
6	1/8	21 051 0618
6	1/4	21 051 0628
8	1/4	21 051 0828
8	3/8	21 051 0838
10	3/8	21 051 1038
12	3/8	21 051 1238
10	1/2	21 051 1048
12	1/2	21 051 1248